


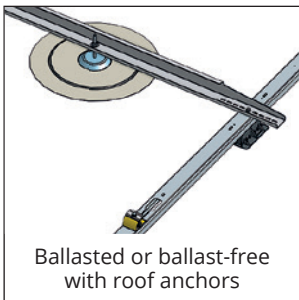
# Sunbeam Supra

## Product sheet

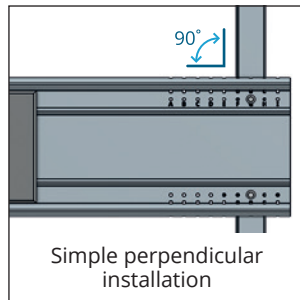


### Installing solar panels? Start with the basics!

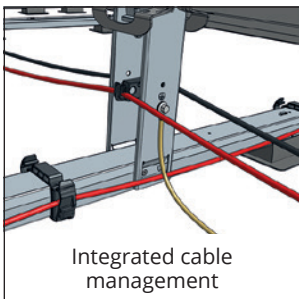
Sunbeam Supra is a mounting system for installing solar panels on flat roofs. The system provides optimal support for large-format solar panels. Its smart design with lots of pre-assembly makes it ultra-fast and easy to install.



Ballasted or ballast-free  
with roof anchors



Simple perpendicular  
installation



Integrated cable  
management



Side deflectors ensure even  
lower strain on the roof

### Innovative features

- optimal ballasting that ensures low strain on the roof without roofing penetrations
- even lower strain with side deflectors (for symmetrical only)
- non-ballasted installation with roof anchors is also possible
- thermally disconnected profiles prevent mechanical damage to the roofing
- optimal support on the long side: higher permissible load and less degradation of the solar panels
- pre-assembled parts
- compact pallets, little packaging material
- automatic potential equalisation

# A solution for every project

General features	
modules	length: 1800 to 2500 mm (L), width: 990 to 1310 mm (W), frame thickness: 28 to 45 mm
materials	Zn/Al/Mg coated steel (Magnelis), Aluminium, stainless steel fasteners, recycled UV-stable plastics (HDPE, PA6)
field size	maximum of 50 x 50 metres thanks to thermally disconnected profiles
anchoring	without roofing penetrations because of ballasted or non-ballasted roof anchors
roof strain	project specific, averaging 12-18 kg/m <sup>2</sup> . Lightweight modules and ballast-free 5-7 kg/m <sup>2</sup>
roof pitch	0° to 5°
calculation	online calculation tool Galileo, in AutoCAD and BricsCAD via Virto.CAD plugin
electric	automatic potential equalisation, NEN 1010 (< 0.2Ω, tested by VDE) link or integrate into lightning protection system (tested by Dehn Test Centre)
standards and research	calculations: EN 1990, EN 1991-1-4 (incl. national annexes), NEN 7150 and wind tunnel test Peutz bearing capacity: independent tests by Fraunhofer CSP
CSR	climate-neutral product (ClimateNeutralGroup). EPD available in the Dutch National Environmental Database. Produced within the EU Assembled at Disability Confident workplaces
warranty and conditions	consult the warranty period and specific warranty conditions via <a href="http://www.sunbeam.solar">www.sunbeam.solar</a>

Supra Universal			Supra Symmetrical		
Row distance (B)	Solar panel width (w)		Row distance (B)	Solar panel width (w)	
1400 mm	min. 990 mm	max. 1069 mm	2300 mm	min. 990 mm	max. 1069 mm
1500 mm	min. 1070 mm	max. 1149 mm	2460 mm	min. 1070 mm	max. 1149 mm
1575 mm	min. 1150 mm	max. 1229 mm	2630 mm	min. 1150 mm	max. 1229 mm
1650 mm	min. 1230 mm	max. 1310 mm	2785 mm	min. 1230 mm	max. 1310 mm

Technical drawing of Supra Universal solar panel mounting system. Dimensions include: 166 - 266 mm (panel width), 750/1050 mm (height), 1060 - 1460 mm (total height), 10 - 34 mm (panel thickness), 0.1° (pitch), (B) and (B) + 98 mm (row distance), and 300 mm (mounting height).

Technical drawing of Supra Symmetrical solar panel mounting system. Dimensions include: 150 mm (panel width), 750/1050 mm (height), 1060 - 1460 mm (total height), 10 - 34 mm (panel thickness), 0.1° (pitch), (B) and (B) + 98 mm (row distance), and 310 mm (mounting height).