



Sunbeam Luna Steel roof Landscape

Product sheet




Installing solar panels? Start with the basics!


Sunbeam Luna is a sophisticated mounting system for installing solar panels on pitched roofs. The clever construction allows them to be mounted incredibly quickly and provides the best possible support.



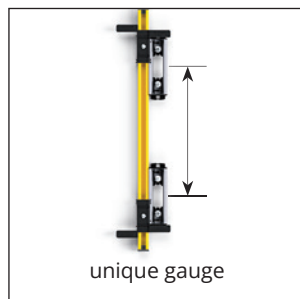
Sunbeam Luna



integrated cable clamps



pre-mounted screws



unique gauge

Innovative features

- climb the roof with only 3 parts
- align in one go (aligning the field and panels with a single horizontal marking)
- direct potential equalisation
- integrated cable management
- pre-mounted screws in clamps and profiles
- cables easily separable
- no sharp edges, cables always protected
- suitable for all types of optimizers
- can be placed over roof screws
- unique, patented alignment tool to ensure an even distance between the panels
- high profile available for optimiser installation

Sunbeam Luna is a CO₂-neutral certified product



A solution for every project

Sunbeam Luna: the innovative mounting system for installing solar panels on pitched roofs

- Luna was developed to support panels on the long side, exactly where the panel manufacturer requires it.
- Luna was developed to provide maximum support with a minimum amount of high-quality material.

General properties	
materials used	high-quality aluminium, plastic (ABS) from recycled raw materials, stainless steel screws
panel orientation	landscape
suitable roof types	trapezoidal metal roof, corrugated metal roof, pitched flat roof (bitumen, PVC, EPDM, TPO)
loading	up to 2,400 Pa tension and 5,400 Pa pressure on max. 2.3m ²
warranty	consult warranty period and specific warranty conditions at: www.sunbeam.solar/downloads

Technical specifications	
<ul style="list-style-type: none"> ▪ fixing with stainless steel self-drilling screws ▪ watertight due to integrated cellular rubber sealing ▪ panel angle equal to the roof angle ▪ 50 mm clamping width ▪ suitable for panel thicknesses from 30 to 40 mm ▪ space between panels is 10 mm 	

